



Massapoag Yacht Club  
Sailing Instructions  
2024 MYC 75<sup>th</sup> Annual Regatta – UPDATED 9/4/2024

## 1. RACING RULES

- 1.1. The regatta will be governed by the rules as defined in the current Racing Rules of Sailing (RRS), the rules of each class and the Sailing Instructions.
- 1.2. RRS Rules 77 and 78 are not applicable.
- 1.3. Sunfish and ILCA rules are altered to allow unofficial sail numbers. For ILCAs and Sunfish, non-class legal sails may be permitted with the approval of the PRO – Intensity, LaserPerformance and Sunfish sails are permitted. Non-class-legal daggerboards are permitted in the Sunfish class as long as they have the same dimensions as legal ones.
- 1.4. All competitors in the RS Aero classes shall start and finish together and be scored on a handicap basis as a single fleet. Competitors may choose Aero 5, 7, or 9 rigs at their discretion, but cannot change rigs during the regatta.

## 2. ELIGIBILITY

- 2.1. Competitors must have submitted a completed registration form and paid the registration fee by 0900 on Saturday, Sept 7, 2024.
- 2.2. Competitors must notify the Race Committee of his/her intent to race before the first race of the day.

## 3. NOTICES TO COMPETITORS

- 3.1. Official notices will be posted on the Bulletin Board on LL Locker on the beach at the Massapoag Yacht Club. It is the responsibility of each yacht to check the board for information.

## 4. CHANGES IN SAILING INSTRUCTIONS

- 4.1. Any changes in the sailing instructions or in the schedule will be posted before 0900 hours on the day it will be in effect or at the skippers meeting.

## 5. SIGNALS MADE ASHORE

- 5.1. Signals made ashore will be displayed on the flagpole located on the MYC beach.
- 5.2. When flag AP is made ashore, the first warning signal will be made not less than 15 minutes after the flag is lowered

## 6. SCHEDULE OF RACES

- 6.1. No races will commence after 1600 on Saturday and 1300 on Sunday.

Time	Saturday	Sunday
0800-0900	Registration	
930	Skipper's Meeting	Skipper's Meeting

1000	Race 1 Start	Races Continue
After AM Racing	Lunch	Lunch
After Lunch	Races Continue	Awards
1750	Cocktail party/dinner	

## 7. RACING AREA

- 7.1. The “ledge” area (bounded by 4 WHITE “R” marks) is a restricted area and an obstruction. A boat that sails into the restricted area must exit between the same two barrels through which she entered. If she fails to do so she has not “sailed the course” and is subject to disqualification.
- 7.2. Fletcher’s Cove is marked with a white “R” mark and is an obstruction.

## 8. THE COURSE

- 8.1. The diagrams in Appendix A show the courses, including the order in which marks are to be passed. Additional course information will be displayed on the rack of the Race Committee Boat. It is the intention of the Race Committee to start all races in the direction of the windward mark, the first mark of the course.
- 8.2. The Race Committee has the option of using the following variations on the courses in Appendix A.
- 8.2.1. The relative positions of the start and finish lines and all marks in the diagrams are approximate.
- 8.2.2. Start and finish lines may be located at the windward or leeward mark with the mark used as one end of the line.
- 8.2.3. The offset mark in a windward leeward course may be omitted. The race committee will verbally notify the racers of this change.
- 8.2.4. The race committee has the option of setting a shorter windward leg for any class(s). This course will not have an offset mark. The race committee will verbally notify any fleet that will be using the shorter course, and will describe to them the mark that will be used.
- 8.2.5. The race committee may substitute a leeward gate for a leeward mark. The race committee will verbally notify the racers of this change.
- 8.3. The identifying letter of the chosen course will be displayed on the Race Committee Boat before or with the warning signal. For course W a number will be displayed indicating the number of legs to be sailed. An even number indicates a downwind finish, and an odd number indicates an upwind finish. For course T, an “I” or an “O” will be displayed indicating inner and outer loops of the trapezoid.
- 8.4. All marks are to be left to PORT, except in the case of leeward gates, which are rounded inside to outside.
- 8.5. When the start/finish line is in the middle of the course, it shall be open (i.e. boats may pass through it while racing).
- 8.6. Courses may be shortened in accordance with rule 32. The code flag “S” will be flown from the finish boat and two blasts of a horn sounded.

## 9. MARKS

- 9.1. Marks will be inflatable YELLOW cylinders.
- 9.2. If a shorter windward leg is set for a specific class, its windward mark will be an ORANGE mark.

9.3. The starting mark will be a starting pin with an ORANGE flag or an ORANGE tetrahedron.

9.4. The finishing mark will be a finish pin with a BLUE flag or one of the marks of the course.

9.5. An ORANGE mark will be used as the new mark when the course is changed after the start.

9.6. A WHITE Ball will be used as an Offset mark on a “W” Course.

## 10. THE START

10.1. Races will be started using RRS Appendix U – Sound Signal Starting System. The table below lists the sound and timing sequence.


Sequence time	Sound Signal	Event
	5 Long Horns	Begin Start Sequence
3 Minutes	3 Long Horns	Warning Signal
2 Minutes	2 Long Horns	Preparatory Signal
1 Minute 30 Seconds	1 Long, 3 Short Horns	
1 Minute	1 Long Horn	
30 Seconds	3 Short Horns	
20 Seconds	2 Short Horns	
10 Seconds	1 Short Horns	
5, 4, 3, 2, 1 Second	1 Short Horn	
Start	Long Horn	Start

10.2. One class shall start shortly after the other class for race one, but the timing of all other starts shall be at the discretion of the race committee. There will be no rolling starts.

10.3. The starting line will be between a staff displaying an ORANGE flag on the Committee Boat and a nearby mark or pin.

10.4. Boats whose warning signal has not been made shall keep clear of the starting area and of all boats whose warning signal has been made.


10.5. A boat starting more than 4 minutes after her starting signal shall be scored DNS



10.6. The class flag will be raised prior the start of the sequence. If a starting penalty I, Z, or U is used, the appropriate flag will be raised prior to the start of the sequence.

## 11. CHANGE OF COURSE AFTER STARTING

11.1. A change of course after the start will be signaled from the RC boat or a Mark Boat before the leading boat has begun the leg, although the new mark may not then be in position.



11.2. Any mark to be rounded after rounding the new mark may be relocated without further signaling to maintain the original course configuration.

11.3. If the windward mark is moved there is no subsequent requirement to round the offset mark.

## **12. PENALTIES**

12.1. Rule 44 "Taking a Penalty" shall be replaced by Appendix V "Alternative Penalties.". Two turn penalty for infractions in the zone, one turn penalty for other infractions Part 2 infractions.

## **13. THE FINISH**

13.1. If a W2, W4, or W6 course is used, the finish line will be on the starboard side of the Committee Boat.

13.2. The finish line will be between a staff displaying a BLUE flag on a Race Committee Boat and the finishing pin with a BLUE flag.

13.3. If a mark of the course is used as one end of the finish line, the other end will be a staff displaying a BLUE flag on a Race Committee Boat

13.4. When a Race Committee Boat is on station for the finish, it will be indicated by display of a BLUE flag. Failure of the Race Committee Boat to display this signal will not be grounds for redress. This changes rule 62.1 (a).

## **14. TIME LIMIT**

The following time limits apply to each race:

14.1 The time limits for the first boat in each division are:

To pass the first mark in 10 minutes

To pass the first leeward mark in 25 minutes

To sail and finish the race in 45 minutes

14.2 If any of these limits is not met, the race will be abandoned.

## **15. PROTESTS**

15.1. Written Protests shall be submitted to the Race Committee not later than 30 minutes after the Race Committee Boat arrives at the dock following the last race of the day.

15.2. A list of the yachts protesting and protested will be posted on the bulletin board and the competitors or their representatives must remain available for a hearing to be held as soon as possible.

15.3. A protest committee shall be chosen according to RRS rule 91(a).

## **16. SCORING**

16.1. The Low Point scoring system, rule A2, will apply. We will start as many races as possible between 1000 and 1600 on Saturday and between 1000 and 1300 on Sunday, of which one (1) shall be completed to constitute a series. If 6 or more races are completed, there shall be 1 throwout.

16.2. RS Aeros dinghies will be scored using the US Sailing Portsmouth Yardstick System.

16.3 The TLE score is the average of the scores available to the boats that were still racing, rounded up to the nearest whole number.

## 17. SAFETY

- 17.1. Safety equipment specified by class rules and current applicable U.S.C.G. and **Commonwealth of MA Environmental Police regulations for each boat category must** be carried by all competing yachts.
- 17.2. Current minimum requirements
  - One U.S.C.G. or C.E. approved P.F.D. for each person on board
  - Horn or whistle

## 18. HAZARDS

- 18.1. RRS rule 1.2 shall be followed. Wetsuits and drysuits are not adequate personal buoyancy.

## 19. RACE POSTPONEMENT

- 19.1. The AP Pendant will be flown to signal postponement of any races not yet started, two sound signals will be made when this flag is raised. A single sound signal will be made when this flag is lowered, and the first warning signal will be made within 1 minute after lowering of this flag.
- 19.2. If Code Flag A is flown under the AP Pendant, all races not started are postponed and no more racing for the day.

## 20. RACE ABANDONMENT

- 20.1. Code Flag N will be flown to signal abandonment of all races in progress. Three sound signals will be made when this flag is raised. All racers should return to the starting area for a new start. One sound signal will be made when Code Flag N is removed and the first warning signal will be made about 1 minute after N is removed.
- 20.2. If Code Flag A is flown under Code Flag N all races are abandoned with no more racing for the day. Three sound signals will be made when these flags are raised.
- 20.3. If Code Flag H is flown under Code Flag N all race are abandoned with further signals ashore. Three sound signals will be made when these flags are raised.

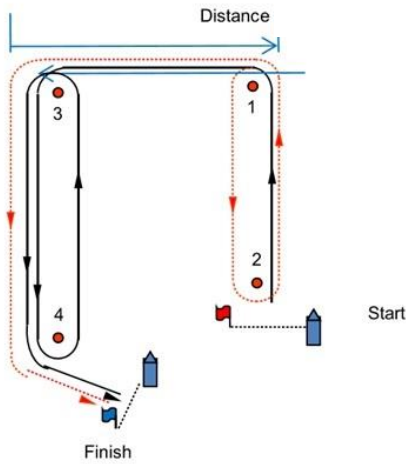
## 21. DISCLAIMER OF LIABILITY

- 21.1. Competitors participating in MYC Races do so entirely at their own risk. See RRS Rule 4, Decision to Race. The organizing authority will not accept any liability for material damage or personal injury or death sustained in conjunction with or prior to, during or after racing.

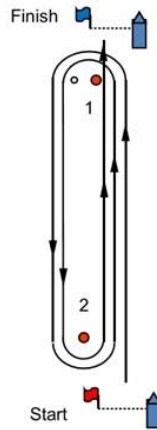
# Appendix A

## MYC Regatta Course Diagrams

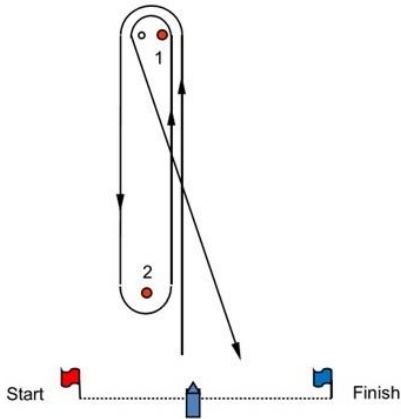
**T** trapezoid  
**T** = start- 1-3-4-finish  
**TI** = start-1-2-1-3-4-finish  
**TO** = start-1-3-4-3-4-finish



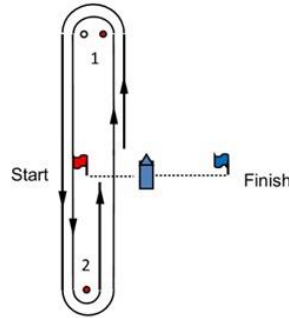
**W** windward/leeward  
 separate start and finish  
**W3** = start-1-2-finish  
**W5** = start-1-2-1-2-finish



**W** windward/leeward  
 start leeward  
**W2** = start-1-finish  
**W4** = start-1-2-1-finish  
**W6** = start-1-2-1-2-1-finish



**W** windward/leeward  
 start middle  
**W3** = start-1-2-finish  
**W5** = start-1-2-1-2-finish  
**W7** = start-1-2-1-2-1-2-finish



**w** vvinawara – leewara number of legs varies  
**T** Trapezoid. Windward, reach, leeward, reach. Start 1-3-4-finish.  
**TI** Trapezoid with windward – leeward leg on inner loop only. Start-1-2-1-3-4-finish  
**TO** Trapezoid with windward – leeward leg on outer loop only. Start-1-3-4-3-4-finish