

2024

52nd WORLD CHAMPIONSHIP



International Contender

Pensacola Yacht Club



February 17th – 23th, 2025

SAILING INSTRUCTIONS



1 CHANGES TO RULES

1.1 Changes to the *rules* will be posted on the ONB before 0830am on the day it will take effect, except that any change to the schedule of races will be posted no later than 1900 on the day before it will take effect.

2 SIGNALS MADE ASHORE

- 2.1 Signals made ashore will be displayed from the flagpole located in the main yard at Pensacola YC.
- 2.2 When flag AP is displayed ashore, '1 minute' is replaced with 'not less than 30 minutes.' (*This changes RRS 25.2 and Race Signals*)

3 CLASS FLAG

3.1 The class flag is a white flag with the Contender logo.

4 OFFICIAL VESSELS

- 4.1 Official vessels will be identified as follows:
 - Race committee signal vessel with a blue flag and white letters RC.
 - International Jury vessels with an INTERCO Flag J.
 - Safety vessels will display INTERCO Pennant 8.

5 COURSES

- 5.1 The diagram in Attachment A shows the courses, the course designations, including the approximate angles between legs, the order in which marks are to be passed, and the side on which each mark is to be left.
- 5.2 No later than the warning signal, the Race Committee Signal Vessel may display the approximate compass bearing of the first leg and shall display the Race Course to be sailed.
- 5.3 If a Leeward Gate Mark (3s or 3p) is missing the remaining mark shall be left to port.

6 MARKS

- 6.1 Marks 1, 2 and Leeward Gate will be orange inflatable tetrahedrons.
- 6.2 New marks used according to SI 9 will be yellow inflatable tetrahedron.
- 6.3 The starting marks will be RC vessels with an orange flag.
- 6.4 The finishing marks will be RC Vessel with a blue flag and a green inflatable tetrahedron.

7 WIND LIMITS

7.1 The wind limits for a race to start or to continue are:

For a race to start	A race may be abandoned when
≥ 6 knots	< 6 knots
≤ 25 knots	≥ 25 knots

- 7.2 The Race Committee:
 - 1) Shall consider the wave conditions to ensure safe sailing conditions.
 - 2) Shall consider the limits above as an average for 5 minutes.

8 THE START

- 8.1 The start line will be between the staffs displaying an orange flags on the Race Committee Signal Vessel on the starboard end and the Race Committee Pin vessel on the port end.
- 8.2 To alert boats that a race will begin soon, an orange flag will be displayed at least one (1) minute before a warning signal is displayed.
- 8.3 The race committee may display a board at the stern of the Race Committee Signal Vessel showing the number of the OCS/UFD boats. Any improper action or omission associated with this display board is not subject to redress. (*This changes RRS 61.1(a)*)





8.4 A boat that does not start within five (5) minutes after her starting signal will be scored Did Not Start without a hearing. (This changes RRS 35, A5.1 and A5.2)

9 CHANGE OF THE NEXT LEG OF THE COURSE

9.1 Any adjustment of any leg of the course, while boats are racing, by moving mark(s) up to 010° in bearing and/or 0.2 nm in length will not be considered a change of course. (This changes RRS 33)

10 THE FINISH

10.1 The finishing line is between staff displaying a blue flag on a Race Committee Vessel on the starboard side and the windward side of the finishing mark on the port side.

11 TIME LIMITS AND TARGET TIMES

11.1 The mark 1 time limit, race time limit, the finishing window and target times are shown in the table below.

Mark 1 Time Limit	Race Time Limit	Finishing Window	Target Time
40 mins	120 mins.	20 mins.	60 - 75 mins.

- 11.2 If no boat has passed the first mark within the mark 1 time limit, the race shall be abandoned. (This changes RRS 32.1).
- 11.3 The finishing window is the time for boats to finish after the first boat sails the course and finishes. Boats failing to finish within the finishing window, and not subsequently retiring, penalized or given redress, will be scored DNF. (This changes RRS 35, A5.1 and A5.2)
- 11.4 Failure to meet the target time will not be grounds for redress. (This changes RRS 61.1 (a)).

12 HEARING REQUESTS

- 12.1 The protest time limit is 60 minutes after the last boat finishes the last race of the day or the race committee signals no more racing today, whichever is later. The time will be posted on the ONB.
- 12.2 Hearing requests shall be delivered, within the appropriate time limit, at the following link <https://docs.google.com/forms/d/e/1FAIpQLSfuRupOHjDCRHO6qcscNWg3UQjvw2UumKq8PZvGzArxfrG5sg/viewform> and using the email to deliver it: cesar@pycflboard.com
- 12.3 Notices will be posted no later than 30 minutes after the protest time limit to inform competitors of hearings in which they are parties or named as witnesses. Hearings will be held in the protest room, located at the race office beginning at as soon as possible.
- 12.4 Rule 42 infringements will be posted by the International Jury on the ONB before the protest time limit expires.
- 12.5 Within the protest time limit, the RC shall post on the ONB the boats that are disqualified or penalized under A5. A boat so notified may only request for redress within 30 minutes after that posting. (This changes RRS 61.2 (b) (3))
- 12.6 Notices of protests by the RC or the International Jury will be posted on the ONB to inform boats under rule 60.2 (a) (2).
- 12.7 To request correction of an alleged error in a posted race or series results, a boat may complete a scoring enquiry form through the website of the regatta: https://www.regattanetwork.com/clubmgmt/applet_scoring_inquiry.php?regatta_id=27815&es=1
If the boat is not satisfied with the result of the Scoring Enquiry, she may, then, Request for Redress.

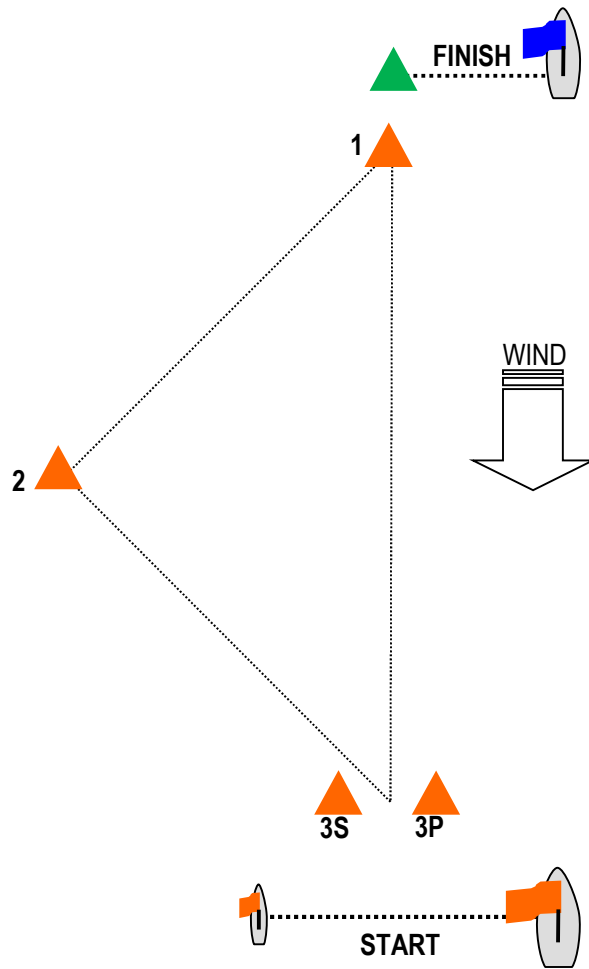
13 COMMUNICATION



- 13.1 Notices to competitors will be posted on the Official Notice Board Online (ONB) at <https://www.regattanetwork.com/event/27815>
- 13.2 [DP] From the first warning signal until the end of the last race of the day, except in an emergency or as required by a rule, a boat shall not make voice nor data transmissions and shall not receive voice nor data communication that is not available to all boats.





Attachment A - COURSES DIAGRAMS



COURSE AND ORDER TO PASS THE MARKS	MARKS
Start – 1 – 2 – 3P – 1 – Leeward Gate – Finish <i>(Mark 3S has no required side for the second reach)</i>	 1, 2 and 3S/3P (Leeward Gate)  Finishing mark
Marks are to be rounded to PORT , except that boats shall sail between the gate marks (3S/3P) from the direction of the previous mark and round either gate mark.	