



2024 Blackbeard Spring One Design Regatta

June 8-9, 2024

Sailing Instructions

1. RULES

- 1.1 The regatta will be governed by the rules as defined in the current *The Racing Rules of Sailing*, including the US Sailing prescriptions thereto.
- 1.2 The Alternative Penalties of Appendix V1 will be in effect. This changes RRS 44.1.
- 1.3 Sections T2, T3 & T4 of RRS Appendix T Arbitration apply

2. NOTICES TO COMPETITORS

Notices to competitors will be posted on the Official Notice Board (ONB) which will be on the windows at the easterly end of the BSC Clubhouse.

3. CHANGES TO THE SAILING INSTRUCTIONS

- 3.1 Any changes to the sailing instructions will be posted on the official notice board, and may be posted on Regatta Network, before 0800 on the day they will take effect.
- 3.2 Any change to the schedule of races will be posted on the official notice board, and may be posted on Regatta Network, by 2000 on the day before they will take effect.
- 3.3 While on the water, the Race Committee may make verbal changes to the Sailing instructions. To do so they shall display Flag L and advise, via VHF radio channel 78A or verbally within hail for competitors without radios, all competitors affected by the change and get their acknowledgement.

4. SIGNALS MADE ASHORE

- 4.1 Signals made ashore will be displayed on the BSC Flagstaff on the eastern deck of the BSC Clubhouse.
- 4.2 When flag AP is displayed ashore, 1 minute is replaced by “not less than 30 minutes.” This changes Race Signals.

5. SCHEDULE OF RACES

- 5.1 On Saturday June 8, there will be a Competitors' meeting at 0930 on the deck at BSC.
 - 5.1.1 The first signal will be at 1125 - additional races are intended to follow.
 - 5.1.2 No warning signal will be made after 1530.
 - 5.1.3 1800 Dinner at BSC clubhouse
- 5.2 On Sunday June 9 the first signal will be at 1025 - additional races are intended to follow.
 - 5.2.1 No warning signal will be made after 1300.
 - 5.2.2 Awards ceremony at BSC clubhouse as soon as practicable after racing

6. CLASSES and CLASS FLAGS

- 6.1 A minimum of three One Design boats will constitute a Class.
- 6.2 Fewer than three OD boats will be combined and race under the Portsmouth Yardstick DPN.
- 6.3 Each class flag will be the class insignia on a white background or as announced at the Competitors' meeting.

7. THE COURSES

- 7.1 The courses are shown in Attachment 1. They indicate the marks, the order in which they shall be rounded, and the side on which they are to be passed.
- 7.2 There may be Long and Short Courses. If short courses are set Sunfish and 420s will sail the Short Courses.
- 7.3 No later than the warning signal, the race committee will designate the course by displaying the appropriate letter pennant. (See Attachment 1)

8. MARKS

- 8.1 The marks of the course will be orange and/or yellow inflatables as indicated on Attachment 1 Course Diagrams. The Long Course offset mark, if set, will be an orange ball.
- 8.2 The pin end of the starting line will be an orange inflatable. The pin end of the finish line will be a yellow inflatable.

9. THE START

- 9.1 Races will be started using [RRS 26](#).
- 9.2 The starting line will be between a staff displaying an orange flag on the signal vessel on the starboard end and the course side of the start pin on the port end.

10. CHANGE OF THE NEXT LEG OF THE COURSE

- 10.1 To change the next leg of the course, the race committee will lay a new mark of the opposite color (or move the finishing line) and remove the original mark as soon as practicable. When, in a subsequent change a new mark is replaced, it will be replaced by the original mark.
- 10.2 If the Long Course weather mark is changed, there will be no offset mark.
- 10.3 The gybe marks may be adjusted to maintain course configuration without there being a change in color.

11. THE FINISH

The finish line will be between a staff displaying a blue flag on a race committee vessel and the course side of the finish mark

12. TIME LIMITS

- 12.1 Time limit for the first boat in each class to sail the course and finish is 60 minutes. The Finishing Window for boats to finish after the first boat in each class sails the course and finishes is 15 minutes.
- 12.2 Boats failing to finish within the Finishing Window shall be scored Did Not Finish. This changes [RRS A4](#), and [A5.3](#) will apply.

13. PROTESTS AND REQUESTS FOR REDRESS

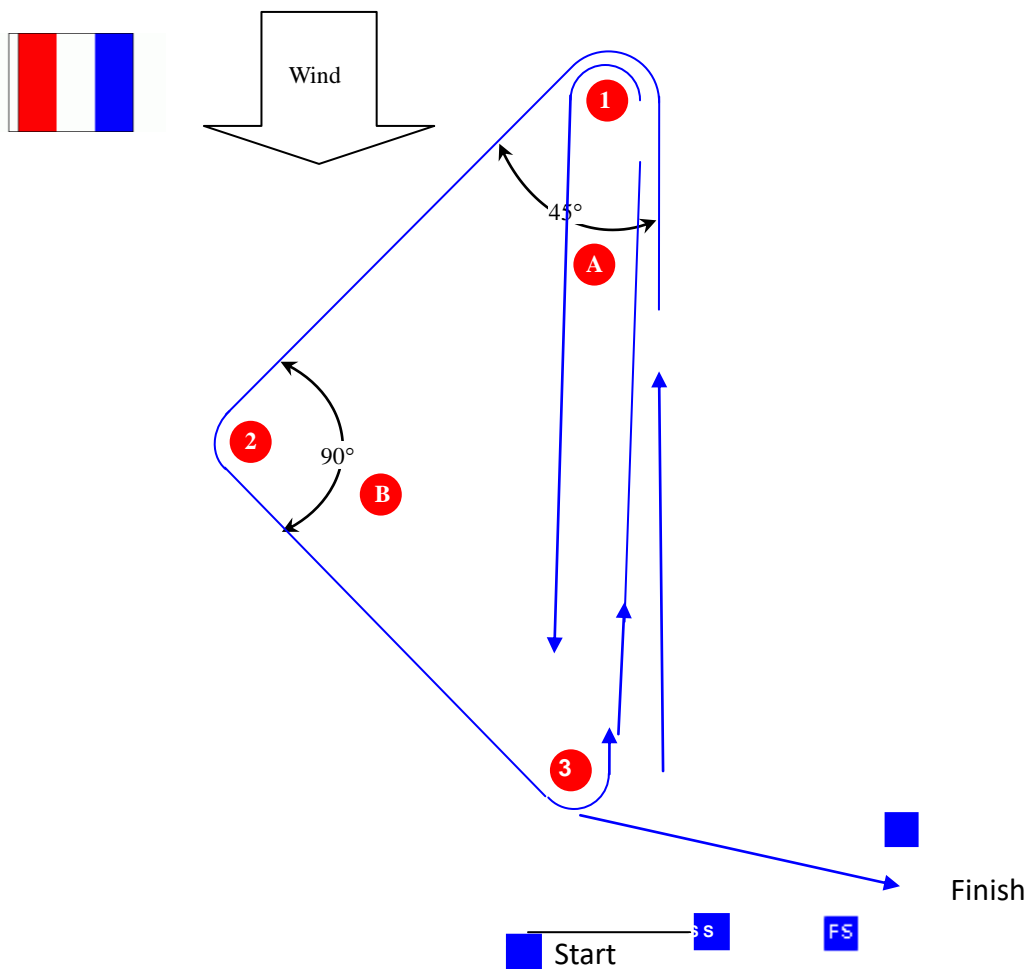
- 13.1 **If you intend to file a protest, please so advise the Race Committee as you finish.**
Protest forms are available for you to download from US Sailing. Please be prepared. Protests and requests for redress, or reopening of a hearing, shall be delivered to the Race Committee no later than 30 minutes after the Signal Boat docks and sounds its horn.
- 13.2 To inform competitors of hearings in which they are parties or named as witnesses, and the location of the hearings, notices will be posted on the ONB no later than 30 minutes after the protest time limit.
- 13.3 Notices of protests by the race committee, technical committee, or protest committee will be posted pursuant to [RRS 61.1\(b\)](#).
- 13.4 Protests involving rules in Part 2 of the RRS will be arbitrated per Sections T2 – T4 of Appendix T.

14. SCORING AND PRIZES

Scoring and prizes are defined in the Notice of Race for the Clark Cup Series

Attachment 1 - COURSE DIAGRAMS

Course T– Triangular-Windward-Leeward

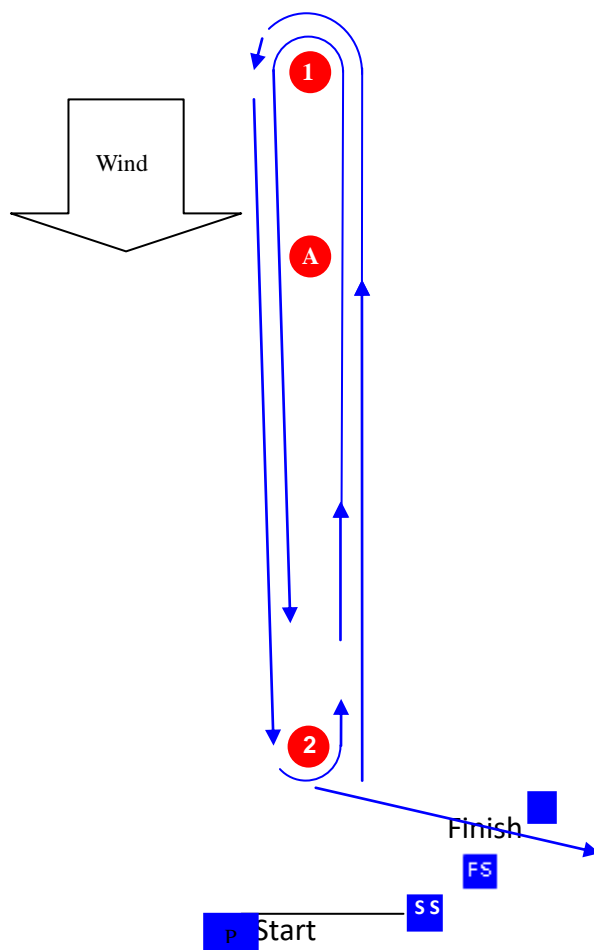



Course: Triangular Winward-Leeward-Offset Finish

Signal	Mark Rounding Order
T	Start – 1 (A) – 2 (B) – 3– 1 (A) – 3 - Finish

Long Mark	Short Mark	Descriptions: Long	Short
1	A	5' Orange Tet	5' Yellow Tet
2		5' Orange Tet	5' Yellow Tet
	3	5' Orange Tet	
SS	Starting mark starboard end	Staff with an Orange Flag on Signal Boat	
PS	Starting mark port end	Orange Tetrahedron or Staff with an Orange Flag on Pin Boat	
FS	Finishing mark starboard end	Staff with a Blue Flag on a Finish Boat	
	Finishing mark port end	Yellow Tetrahedron	

Course W- Windward-Leeward



Course: Windward-LeewardOffset Finish

Signal	Mark Rounding Order
W	Start – 1 (A) – 2 – 1 (A) – 2 - Finish

Long Mark	Short Mark	Description: Long	Short
A 1		5' Orange Tet (W/offset)	5' Yellow Tet
	2		5' Orange Tet
SS	Starting mark starboard end	Staff with an Orange Flag on Signal Boat	
P	Starting mark port end	Orange Tetrahedron or Staff with an Orange flag on a pin boat	
FS	Finishing mark starboard end	Staff with a Blue Flag on Finish Boat	
	Finishing mark port end	Yellow Tetrahedron	