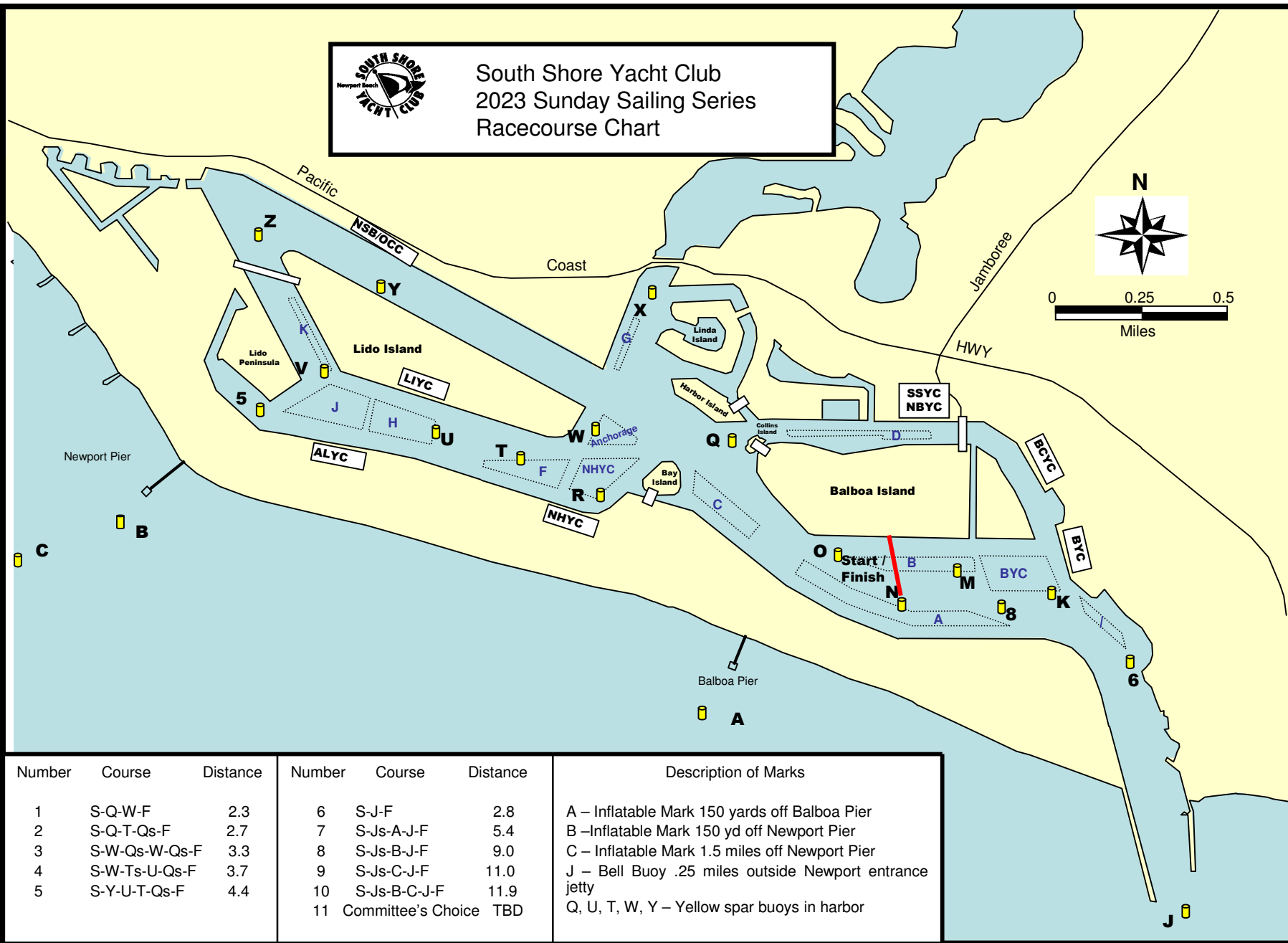
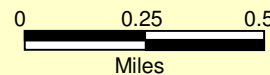
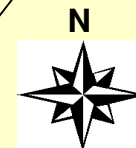




# South Shore Yacht Club 2023 Sunday Sailing Series Racecourse Chart



| Number | Course        | Distance | Number | Course             | Distance | Description of Marks                                   |
|--------|---------------|----------|--------|--------------------|----------|--|
| 1      | S-Q-W-F       | 2.3      | 6      | S-J-F              | 2.8      | A – Inflatable Mark 150 yards off Balboa Pier          |
| 2      | S-Q-T-Qs-F    | 2.7      | 7      | S-Js-A-J-F         | 5.4      | B –Inflatable Mark 150 yd off Newport Pier             |
| 3      | S-W-Qs-W-Qs-F | 3.3      | 8      | S-Js-B-J-F         | 9.0      | C – Inflatable Mark 1.5 miles off Newport Pier         |
| 4      | S-W-Ts-U-Qs-F | 3.7      | 9      | S-Js-C-J-F         | 11.0     | J – Bell Buoy .25 miles outside Newport entrance jetty |
| 5      | S-Y-U-T-Qs-F  | 4.4      | 10     | S-Js-B-C-J-F       | 11.9     | Q, U, T, W, Y – Yellow spar buoys in harbor            |
|        |               |          | 11     | Committee's Choice | TBD      |  |