

# **Bob Barnes Memorial Regatta**

## **September 14, 2024**

### **Sailing Instructions**

#### **1 Rules**

The regatta will be governed by the rules as defined in *The Racing Rules of Sailing*.

#### **2 Entries**

##### **2.1 Registration**

The regatta is open to all PHRF and One Design keelboats, subject to the following restriction:

All PHRF boats must have a current or provisional Lake Ray Hubbard PHRF rating. If the boat has not been rated, submit pertinent information to the Lake Ray Hubbard PHRF committee to have a provisional rating assigned.

Deadline to submit pertinent information is September 12, 2024.

##### **2.2 On-water Check-in**

All boats should sail past the Race Committee Boat on starboard tack to check in, hailing boat name and sail number. Do not check in over VHF radio.

#### **3 Notices to Competitors**

Notices to competitors before the day of the regatta will be made by email through the Regatta Network to registered entrants.

Notices to competitors on the water on the day of the regatta will be by VHF radio on Channel 71.

#### **4 Signals Made Ashore**

No signals will be made ashore.

#### **5 Schedule and Fleets**

##### **5.1 Schedule**

###### **5.1.1 Skipper's Meeting and Crew Happy Hour**

A skipper's meeting and crew happy hour will be held on the Flying Saucer outside patio on Thursday at 7:00pm.

###### **5.1.2 Racing Schedule**

Saturday, September 14, 2024

10:00	First Warning Signal – two races planned
After 2 <sup>nd</sup> race	Lunch break (20 minutes)
After lunch	First Warning Signal – two races planned
3:00	No Warning Signal after this time
Following	Trophy presentation and social

## 5.2 Fleets and Starts

### 5.2.1 Fleets

- A. boats with PHRF less than 121
- B. boats with PHRF greater than or equal to 121 and less than 212
- C. boats with PHRF greater than or equal to 212
- D. boats with displacement over 6,500 pounds.

A boat that classifies for the “D” AUX fleet may instead race with the fleet designated by their PHRF rating (A,B, or C).

There will be no separate fleet for Main/Jib. These boats will sail in the above fleets with non-spinnaker handicap ratings.

### 5.2.2 Starts and Class Flags

Standard RRS Rule 26 starting sequence will be used. A five-horn attention signal will be made approximately one minute before the Warning signal for the first start. The Postpone AP pennant will only be flown if there is an actual postponement from published start times. See Appendix A for details.

There will be two starts for each race:

Start 1:	A & B Fleets
Start 2:	C & D Fleets

Start designation:

- The first starting fleet(s) will be designated as starting class one, represented by the class flag “Numeral 1”.
- The second starting fleet(s) will be designated as starting class two, by the class flag “Numeral 2”.

Boats “On Course Side” will be indicated per RRS Rule 29. As a courtesy, OCS boats may be hailed over VHF but it is the responsibility of each boat to start properly.

## 6 Racing Area

Races will be sailed on Lake Ray Hubbard, south of I-30. Start line will be in the vicinity of SBYC mark 18-1.

## 7 Courses and Marks

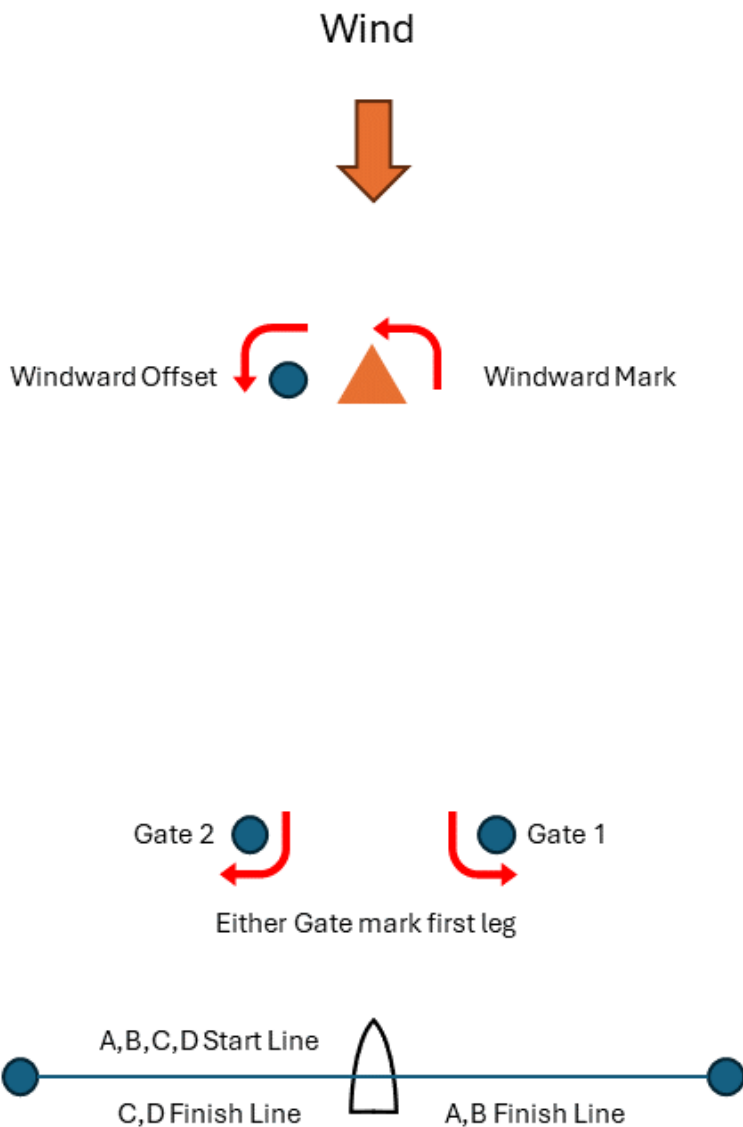
Courses for the regatta will be made up using temporary marks. Distance to windward mark will be approximately one mile from the starting line. Direction to first mark will be provided by

Race Committee boat marker board before the race warning signal. All marks (except for gate marks) will be left to port. Race Committee boat will be left to starboard for all starts and finishes.

### 7.1 A and B Fleet Courses

Unless shortened, Fleets A and B will have a two-lap windward/leeward course. As shown in the diagram below, there will be an offset windward mark and a leeward gate after the first leg. Although the Race Committee Boat will not move, there will be separate start and finish lines, leaving the RCB to starboard for both start and finish.

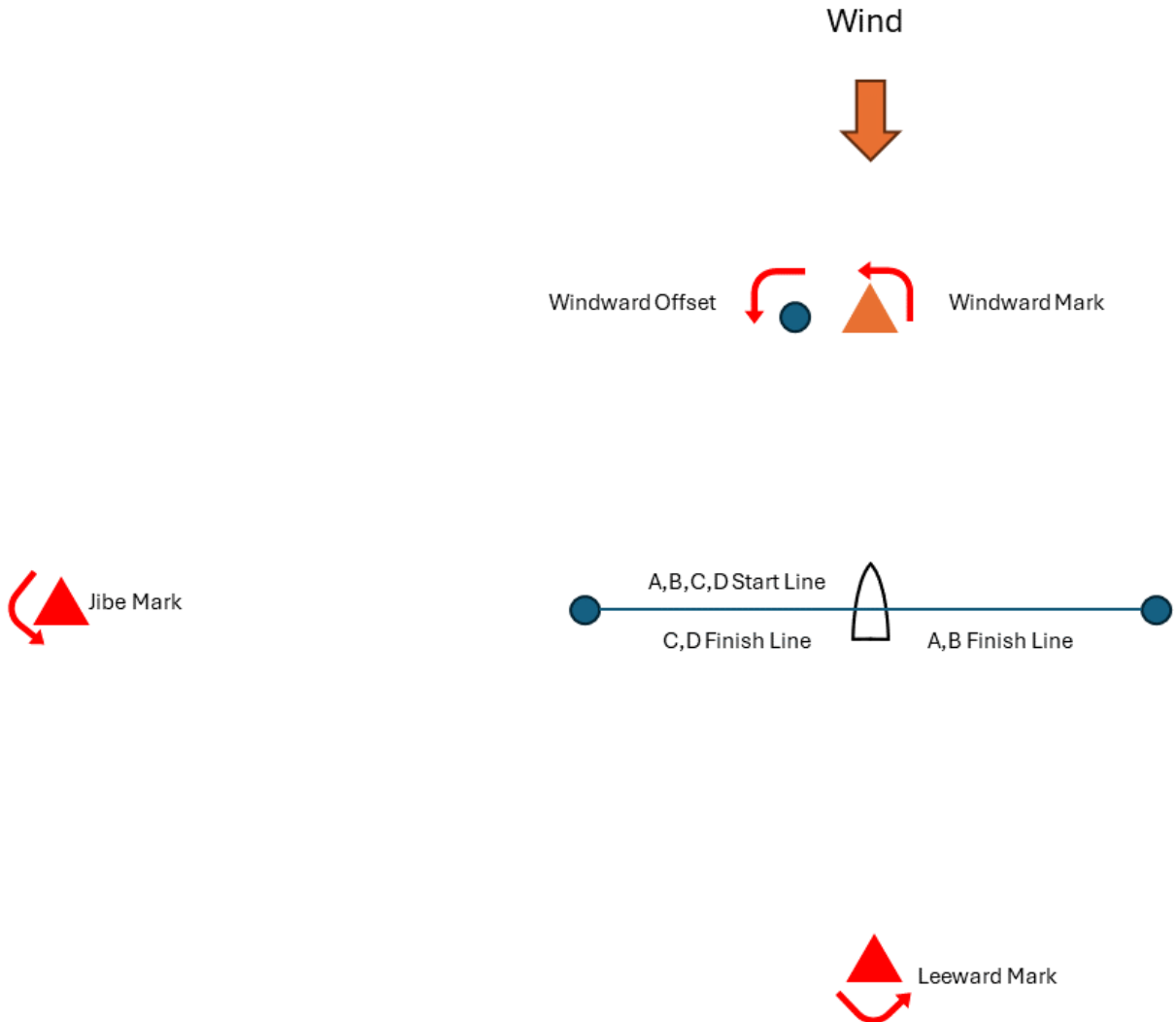
The compass direction to the windward mark will be posted on the Race Committee Boat whiteboard.



## 7.2 C and D Fleet Courses

Fleets C and D will have a one-lap triangle course, with a mid-course start/finish line. As shown in the diagram below, the CD course will use the same windward mark and offset windward mark as the AB course, followed by a jibe mark and leeward mark. The start/finish line for the CD course will be between the windward and leeward marks.

The compass direction to the windward mark will be posted on the Race Committee Boat whiteboard.



## 8 Starting and Finish Lines

The start/finish lines will consist of the Race Committee boat and two temporary marks to port and starboard of the committee boat. RCB shall be left to starboard all starts and finishes. AB Fleet finish line may be shorter than the starting line.

## **9 Time Limit**

Under normal conditions:

- If no boat in A or B fleet finishes within 1 hour, that race shall be abandoned for that fleet. A and B fleet boats will be scored Did Not Finish after 1.5 hours.
- If no boat in C or D fleet finishes within 1.5 hours, that race shall be abandoned for that fleet. C and D fleet boats will be scored Did Not Finish after 2 hours.

If light winds prevail, time limits may be waived at the discretion of the Principal Race Officer to ensure at least one race can be scored. In this event, boats not finishing within 1 hour of the first boat to finish may be scored Did Not Finish.

## **10 Protests**
















- Protesting boats shall notify Race Committee of intention to protest at the finish.
- Written protests (on US Sailing standard protest form) must be filed with the Race Committee or designated protest officer within 30 minutes of committee boat's return to dock.

## **11 Scoring**

A minimum of 1 race will constitute a regatta. The low point scoring system (RRS Appendix A) will be used. There will be no throw-outs.

# Appendix A: Starting Sequence

## Starting Sequence

Minutes to Start	Action	Visual Signal	Audio Signal
6	Postponement – Down (Flag only if postponed)	 	Five Blasts
5	Warning (Class) Flag – Up	 	One Blast
4	Preparatory (P) Flag – Up	 	One Blast
1	Preparatory (P) Flag – Down	 	One Blast
0	Class Flag – Down Next Class Flag - Up	   	One Blast
* (if needed)	Recall Flag – Up	 or  	One Blast – Individual Two Blasts - General

3/6/2024

SBYC Race Committee Guide

11