



# LCYC SAILING INSTRUCTIONS 2025 CLUB SERIES

## V7 effective with 2025 Spring Series

### **1 RULES**

The regatta will be governed by the rules as defined in *The Racing Rules of Sailing* (RRS) 2021 – 2024 and then *The Racing Rules of Sailing* (RRS) 2025 – 2028 after they are approved by US Sailing.

### **2 NOTICES TO COMPETITORS**

Notices to competitors will be posted on the official notice window located on the left side of the LCYC clubhouse door or through Regatta Network.

### **3 CHANGES TO SAILING INSTRUCTIONS**

Any Change to the sailing instructions will be posted the left side of the LCYC clubhouse door or through Regatta Network if made prior to 8am on Race Day, and then posted also on the Super Dock if made after 8am on Race Day.

### **4 SIGNALS MADE ASHORE**

Signals made ashore will be displayed from the “Super Dock”. If a postponement is signaled ashore, the warning signal will be made not less than thirty (30) minutes after flag AP is lowered.

### **5 SCHEDULE**

Races will be sailed as described in the Notice of Race for the race, regatta, or series. To alert boats that a race or sequence of races will begin soon, the orange starting line flag will be displayed with one sound at least five minutes before a warning signal is made.

### **6 CLASS FLAG**

Each class/fleet will be assigned a start order pennant number at the Skipper’s Meeting. The Second Row of White Board on the back of the Race Committee Boat, (See 7 below), will show the start order pennant number for each competing class/fleet. In the event of a disagreement between the assignment at the Skipper’s Meeting and the White Board, the White Board will prevail.

### **7 COURSES**

The possible courses are diagrammed in the Appendix. The actual course for each race will be indicated on the white Course Board situated on the stern of the Race Committee (RC) boat. The following diagram shows an example of the white board information, the compass heading, the class order, the assigned course for

each class and the total nautical distance. Please refer to the course layouts and details in the appendix following SI 15.

**Example of Course White Board:**

<b>180°</b>		
J-22	PHRF"A"	PHRF-SPIN
W2	T2	4
1.8NM	2.4NM	2.4NM

**1<sup>st</sup> Row – Course to Windward Mark**

**2<sup>nd</sup> Row – Fleets Grouped in Starts**

**3<sup>rd</sup> Row – Courses to be sailed**

**4<sup>th</sup> Row - Distance**

Prior to the start of the 1<sup>st</sup> race of the day, all competitors must check-in on starboard tack with RC, stating sail number & last name, as registered in Regatta Network. The Race Committee will acknowledge skipper’s check-in once confirmation with registration is made, (sail numbers must match registration, unless RC is notified prior to start of races for that day). The appendix listed after SI 15, at the end of this document, contains sketches of course types to be sailed. NOTE: Leave all non-gate Marks to **Port**.

**8 MARKS**

The Marks used for the series races will be described to competitors in the pre-race competitors meeting.

After starting the first leg of the course **WITH COURSES W and WA ONLY**, a boat shall not cross the start/finish line until she has completed the last leg of the course. A boat that breaks this rule may correct her error by reversing course across the line and sailing outside one end of the line to the next mark. A boat that violates this rule will be scored “NSC” without redress. This changes rule RRS 28.1.

**9 THE START**

9.1 Races will be started by using RRS 26.

9.2 The starting line will be between a staff displaying an orange flag on the race committee boat and the course side of the starting mark. A boat starting later than five (5) minutes after her starting signal will be scored DID NOT START (DNS). This Sailing Instruction changes RRS A5.2.

**10 CHANGE OF THE NEXT LEG OF THE COURSE**

To change the next leg of the course, the race committee will lay a new mark (or move the finishing line) and remove the original mark as soon as practicable. When in a subsequent change a new mark is replaced, it will be replaced by an original mark.

**11 THE FINISH**

The finishing line will be between a staff displaying an orange or blue flag as set forth in the appendix below on the race committee boat and the course side of the finishing mark.

## **12 TIME LIMIT**

The following time limits apply to each race:

12.1 The time limit for the first boat to pass the first mark will be 45 minutes, and for the first boat to sail the course and finish will be 90 minutes.

12.2 If either of these limits is not met, the race will be abandoned.

12.3 Boats failing to finish within 30 minutes of the first boat to sail the course and finish in each Fleet will be scored Time Limit Expired (TLE) as described in the SCORING section below. This changes RRS 35 and A10.

## **13 PROTESTS**

Protest forms are available online ([rules/ussailing.org](https://rules/ussailing.org)) or at the Clubhouse. Protest shall be delivered there within the protest time limit. The protest time limit is one (1) hour after the sound signal is given at the time of the Race Committee boat's return to the dock. The Sailing Instruction changes RRS 60.3

## **14 SCORING**

The Low Point scoring system of the RRS 2021 – 2024 Appendix A will apply. Rule A5.3 will be applied.

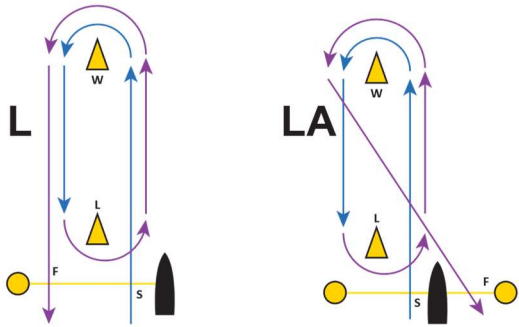
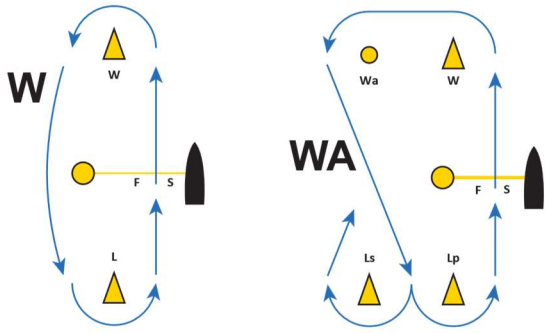
A boat scored Time Limit Expired (TLE) will receive one more point than the boats that finished the race within the time limit.

On LCYC Keel and Board Boat Series race where a competing yacht in the series does not race because she or her crew is serving as Race Committee, she shall receive her Average Score. For any series, this Average Score shall be treated as if she had raced and received this score.

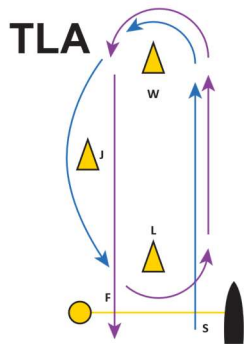
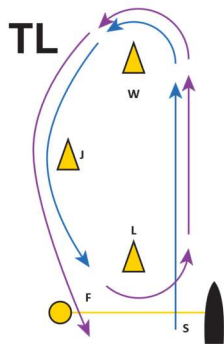
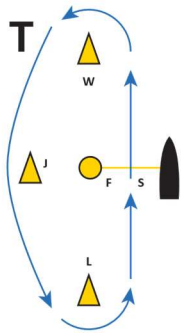
A boat's Average Score will be computed for the race in which that boat or crew serves as Race Committee. The Average Score will be computed as follows: The sum of her scores in all other races in that series, including any OCS, DNS, or DSQ, divided by the total number of races in the series less the number of races missed while she or her crew was Race Committee.

## **15 PHRF EQUIPMENT**

Any boat racing under the PHRF Handicap system must comply with PHRF requirements. If a boat desires to compete in the PHRF classes, she must either have the necessary equipment or make a declaration of deviations from the required equipment. Equipment deviations from PHRF requirements may result in changes to the PHRF Handicap rating assigned to that boat. Failure to declare a deviation from PHRF requirements shall, when discovered, result in being scored DISQUALIFIED NOT DISCARDABLE (DND) for the race, with the race counting toward the standings of the race, regatta, or series in accordance with RRS 2, Fair Sailing.



Designation	Mark Rounding Order
<b>Course W – Windward/Leeward, Windward Finish</b>	
<b>W1</b>	Start – W – L – Finish
<b>W2</b>	Start – W – L – W – L – Finish
<b>W3</b>	Start – W – L – W – L – W – L – Finish
<b>Course WA – Windward/Leeward Gate, Windward Finish</b>	
<b>WA1</b>	Start – W* – Ls/Lp† – Finish
<b>WA2</b>	Start – W* – Ls/Lp† – W* – Ls/Lp† – Finish
<b>WA3</b>	Start – W* – Ls/Lp† – W* – Ls/Lp† – W* – Ls/Lp† – Finish
<p>* If an offset mark (Wa) is present, sailors will leave the offset mark to Port after rounding the Windward Mark (W) to Port</p> <p>† Competitors will enter the Leeward Gate between Ls and Lp, and may round either Ls to Starboard or Lp to Port</p>	
<b>Course L – Leeward Finish</b>	
<b>L1</b>	Start – W – Finish
<b>L2</b>	Start – W – L – W – Finish
<b>L3</b>	Start – W – L – W – L – W – Finish
<b>Course LA – Leeward Offset Finish</b>	
<b>LA1</b>	Start – W – Offset Finish
<b>LA2</b>	Start – W – L – W – Offset Finish
<b>LA3</b>	Start – W – L – W – L – W – Offset Finish



Designation	Mark Rounding Order
<b>Course T</b>	
<b>T1</b>	Start – W – J – L – Finish
<b>T2</b>	Start – W – J – L – W – J – L – Finish
<b>T3</b>	Start – W – J – L – W – J – L – W – J – L – Finish
<b>Course TL</b>	
<b>TL1</b>	Start – W – J – Finish
<b>TL2</b>	Start – W – J – L – W – J – Finish
<b>TL3</b>	Start – W – J – L – W – J – L – W – J – Finish
<b>Course TLA</b>	
<b>TLA1</b>	Start – W – J – L – W – Finish
<b>TLA2</b>	Start – W – J – L – W – J – L – W – Finish
<b>TLA3</b>	Start – W – J – L – W – J – L – W – J – L – W – Finish